

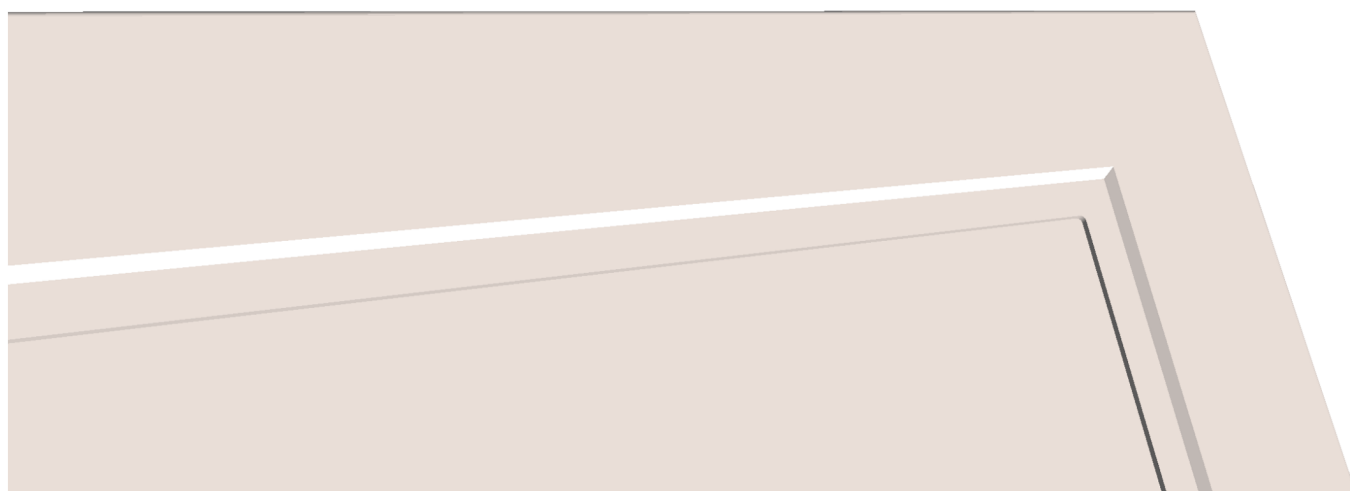


Katalog 2021


☎ 22 755 10 30

✉ mitar@mitar.pl

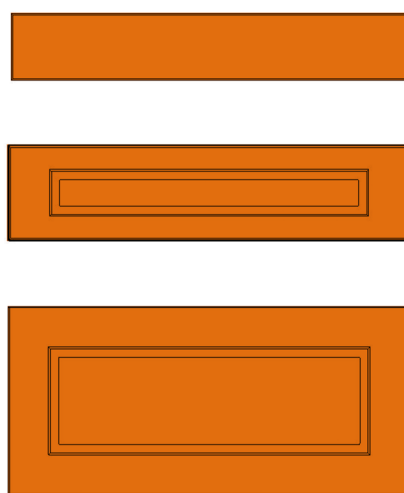
ul. Starowiejska 12
05-825, Kady (Grodzisk Maz.)



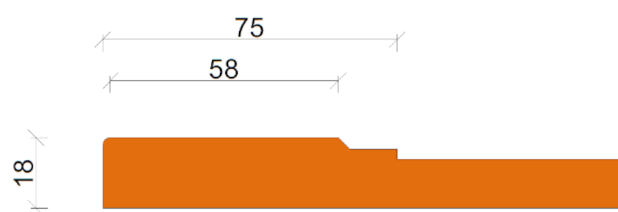

Front



Szuflada



Witryna





FP1

Wymiary minimalne: 190/190
Wymiary maksymalne: 1510/696



FP3

Wymiary minimalne: 713/190
Wymiary maksymalne: 2750/696



FP2

Wymiary minimalne: 520/190
Wymiary maksymalne: 2100/696



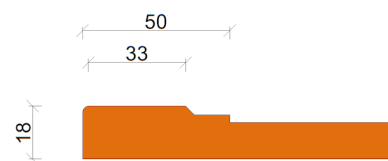
SST

Wymiary minimalne: 190/246



SWR*

Wymiary minimalne: 140/246




*przekrój ramiaków poziomych



SG


Wymiary minimalne: 80/80






WBS

Wymiary minimalne: 190/190
Wymiary maksymalne: 1510/696




WK4

Wymiary minimalne: 450/346
Wymiary maksymalne: 1510/696




WK6

Wymiary minimalne: 570/346
Wymiary maksymalne: 1510/696




WK8

Wymiary minimalne: 713/346
Wymiary maksymalne: 1510/696




W2

Wymiary minimalne: 450/246
Wymiary maksymalne: 1510/696




W4

Wymiary minimalne: 713/246
Wymiary maksymalne: 1510/696




W3

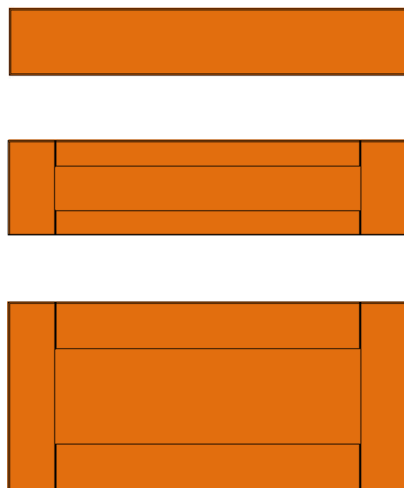
Wymiary minimalne: 570/246
Wymiary maksymalne: 1510/696



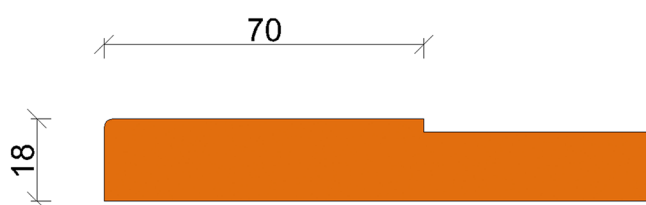

Front




Szuflada




Witryna






FP1

Wymiary minimalne: 190/190
Wymiary maksymalne: 1510/696



FP3

Wymiary minimalne: 713/190
Wymiary maksymalne: 2750/696




FP2

Wymiary minimalne: 520/190
Wymiary maksymalne: 2100/696



SST

Wymiary minimalne: 190/246



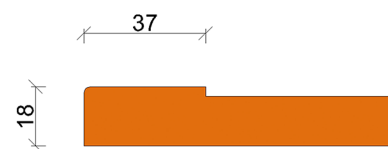
SWR*

Wymiary minimalne: 140/246




SG

Wymiary minimalne: 80/80




*przekrój ramiaków poziomych





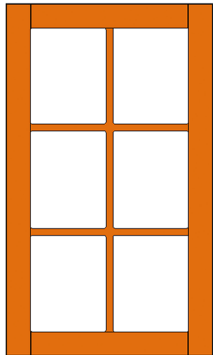
WBS

Wymiary minimalne: 190/190
Wymiary maksymalne: 1510/696




WK4

Wymiary minimalne: 450/346
Wymiary maksymalne: 1510/696




WK6

Wymiary minimalne: 570/346
Wymiary maksymalne: 1510/696




WK8

Wymiary minimalne: 713/346
Wymiary maksymalne: 1510/696




W2

Wymiary minimalne: 450/246
Wymiary maksymalne: 1510/696



W3

Wymiary minimalne: 570/246
Wymiary maksymalne: 1510/696

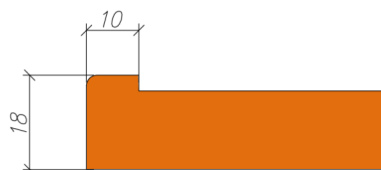



W4

Wymiary minimalne: 713/246
Wymiary maksymalne: 1510/696




Front




Szuflada






FP1

Wymiary minimalne: 220/220
Wymiary maksymalne: 1510/696



FP3

Wymiary minimalne: 713/220
Wymiary maksymalne: 2750/696



FP2

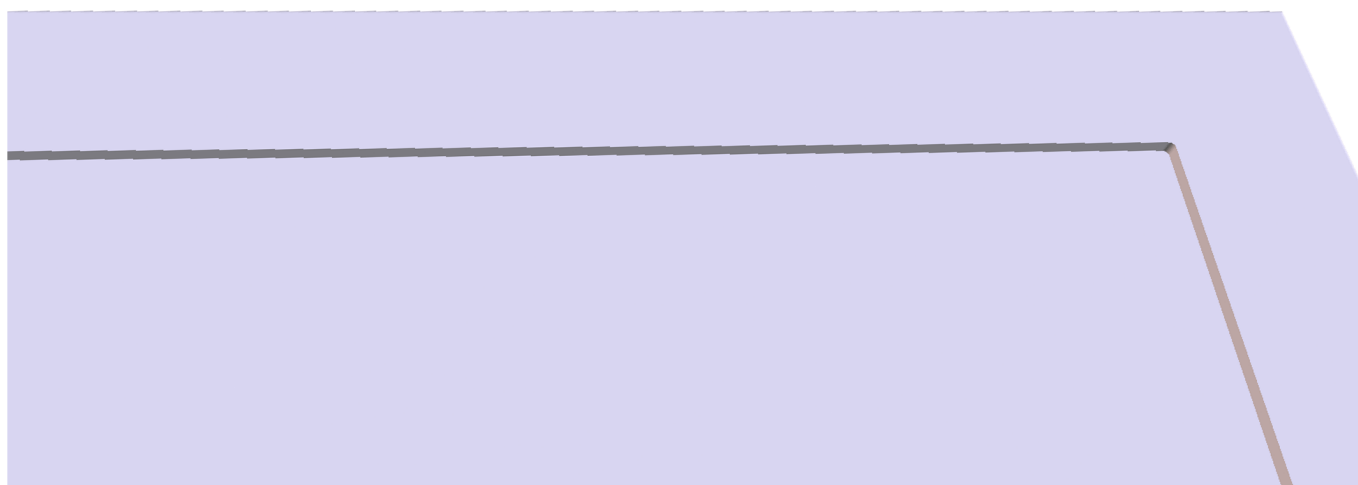
Wymiary minimalne: 520/220
Wymiary maksymalne: 2100/696




SST

Wymiary minimalne: 80/246

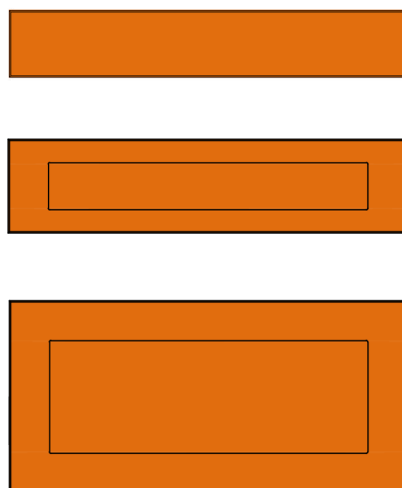




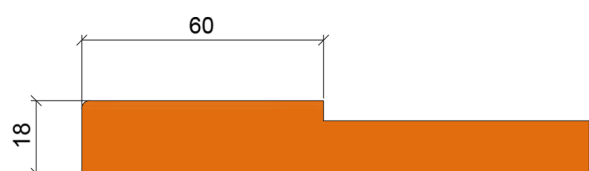

Front




Szuflada




Witryna






FP1

Wymiary minimalne: 220/220
Wymiary maksymalne: 1510/696



FP3

Wymiary minimalne: 713/220
Wymiary maksymalne: 2750/696




FP2

Wymiary minimalne: 520/220
Wymiary maksymalne: 2100/696



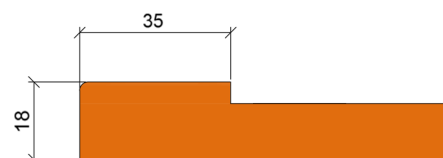
SST

Wymiary minimalne: 140/160



SWR

Wymiary minimalne: 110/246




*przekrój ramiaków poziomych



SG


Wymiary minimalne: 80/80






WBS

Wymiary minimalne: 190/190
Wymiary maksymalne: 1510/696



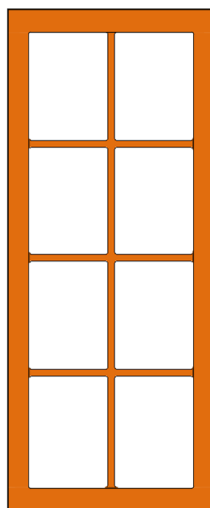
WK4

Wymiary minimalne: 450/346
Wymiary maksymalne: 1510/696




WK6

Wymiary minimalne: 570/346
Wymiary maksymalne: 1510/696




WK8

Wymiary minimalne: 713/346
Wymiary maksymalne: 1510/696




W2

Wymiary minimalne: 450/246
Wymiary maksymalne: 1510/696



W3

Wymiary minimalne: 570/246
Wymiary maksymalne: 1510/696




W4


Wymiary minimalne: 713/246
Wymiary maksymalne: 1510/696



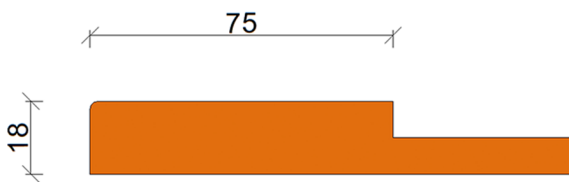

Front




Szuflada




Witryna






FP1

Wymiary minimalne: 190/190
Wymiary maksymalne: 1510/696



FP3

Wymiary minimalne: 713/190
Wymiary maksymalne: 2750/696



FP2

Wymiary minimalne: 520/190
Wymiary maksymalne: 2100/696



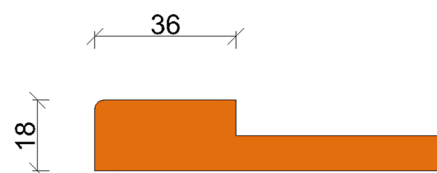
SST

Wymiary minimalne: 190/246



SWR*

Wymiary minimalne: 140/246




*przekrój ramiaków poziomych



SG


Wymiary minimalne: 80/80






WBS

Wymiary minimalne: 190/190
Wymiary maksymalne: 1510/696




WK4

Wymiary minimalne: 450/346
Wymiary maksymalne: 1510/696




WK6

Wymiary minimalne: 570/346
Wymiary maksymalne: 1510/696




WK8

Wymiary minimalne: 713/346
Wymiary maksymalne: 1510/696




W2

Wymiary minimalne: 450/246
Wymiary maksymalne: 1510/696




W3

Wymiary minimalne: 570/246
Wymiary maksymalne: 1510/696




W4


Wymiary minimalne: 713/246
Wymiary maksymalne: 1510/696



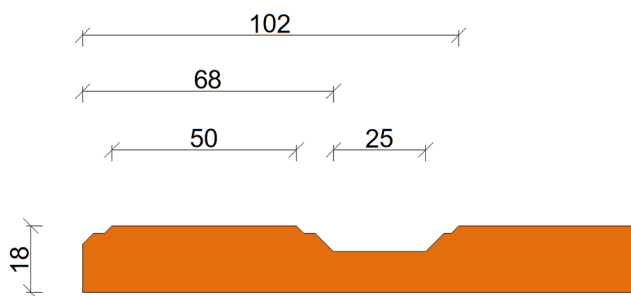

Front




Szuflada




Witryna






FP1

Wymiary minimalne: 220/220
Wymiary maksymalne: 1510/696



FP3

Wymiary minimalne: 713/220
Wymiary maksymalne: 2750/696



FP2

Wymiary minimalne: 520/220
Wymiary maksymalne: 2100/696



SST


Wymiary minimalne: 220/246



SG


Wymiary minimalne: 80/80






WBS

Wymiary minimalne: 190/190
Wymiary maksymalne: 1510/696




WK4

Wymiary minimalne: 450/346
Wymiary maksymalne: 1510/696




WK6

Wymiary minimalne: 570/346
Wymiary maksymalne: 1510/696




WK8

Wymiary minimalne: 713/346
Wymiary maksymalne: 1510/696




W2

Wymiary minimalne: 450/246
Wymiary maksymalne: 1510/696



W4

Wymiary minimalne: 713/246
Wymiary maksymalne: 1510/696




W3

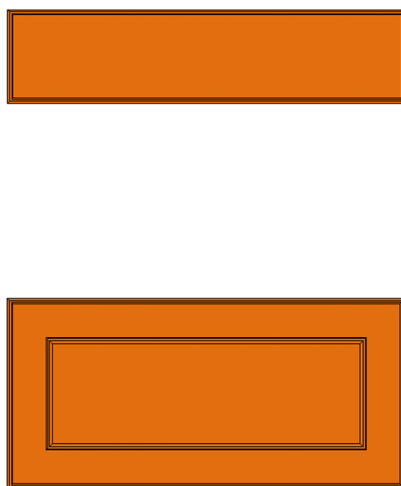
Wymiary minimalne: 570/246
Wymiary maksymalne: 1510/696



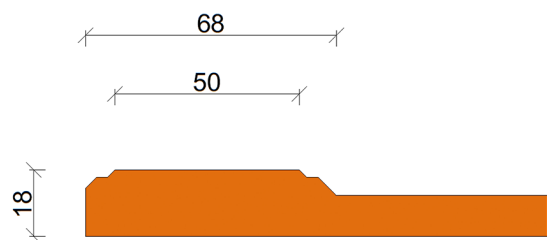

Front




Szuflada




Witryna






FP1

Wymiary minimalne: 220/220
Wymiary maksymalne: 1510/696



FP3

Wymiary minimalne: 713/220
Wymiary maksymalne: 2750/696



FP2

Wymiary minimalne: 520/220
Wymiary maksymalne: 2100/696



SST


Wymiary minimalne: 140/246



SG


Wymiary minimalne: 80/80






WBS

Wymiary minimalne: 190/190
Wymiary maksymalne: 1510/696




WK4

Wymiary minimalne: 450/346
Wymiary maksymalne: 1510/696




WK6

Wymiary minimalne: 570/346
Wymiary maksymalne: 1510/696




WK8

Wymiary minimalne: 713/346
Wymiary maksymalne: 1510/696




W2

Wymiary minimalne: 450/246
Wymiary maksymalne: 1510/696




W3

Wymiary minimalne: 570/246
Wymiary maksymalne: 1510/696




W4


Wymiary minimalne: 713/246
Wymiary maksymalne: 1510/696



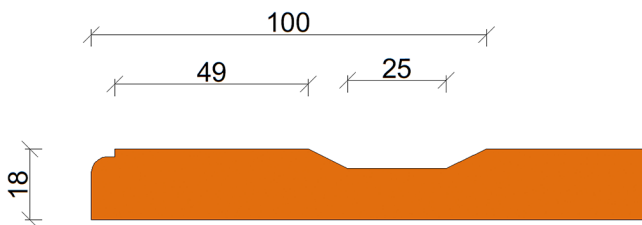

Front



Szuflada




Witryna






FP1

Wymiary minimalne: 220/220
Wymiary maksymalne: 1510/696



FP3

Wymiary minimalne: 713/220
Wymiary maksymalne: 2750/696



FP2

Wymiary minimalne: 520/220
Wymiary maksymalne: 2100/696



SST


Wymiary minimalne: 220/246



SG


Wymiary minimalne: 80/80






WBS

Wymiary minimalne: 190/190
Wymiary maksymalne: 1510/696




WK4

Wymiary minimalne: 450/346
Wymiary maksymalne: 1510/696




WK6

Wymiary minimalne: 570/346
Wymiary maksymalne: 1510/696




WK8

Wymiary minimalne: 713/346
Wymiary maksymalne: 1510/696




W2

Wymiary minimalne: 450/246
Wymiary maksymalne: 1510/696



W4

Wymiary minimalne: 713/246
Wymiary maksymalne: 1510/696




W3

Wymiary minimalne: 570/246
Wymiary maksymalne: 1510/696



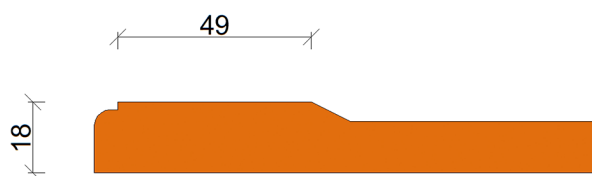

Front



Szuflada




Witryna






FP1

Wymiary minimalne: 220/220
Wymiary maksymalne: 1510/696



FP3

Wymiary minimalne: 713/220
Wymiary maksymalne: 2750/696



FP2

Wymiary minimalne: 520/220
Wymiary maksymalne: 2100/696



SST


Wymiary minimalne: 220/246



SG


Wymiary minimalne: 80/80






WBS

Wymiary minimalne: 190/190
Wymiary maksymalne: 1510/696




WK4

Wymiary minimalne: 450/346
Wymiary maksymalne: 1510/696




WK6

Wymiary minimalne: 570/346
Wymiary maksymalne: 1510/696




WK8

Wymiary minimalne: 713/346
Wymiary maksymalne: 1510/696




W2

Wymiary minimalne: 450/246
Wymiary maksymalne: 1510/696




W4

Wymiary minimalne: 713/246
Wymiary maksymalne: 1510/696




W3


Wymiary minimalne: 570/246
Wymiary maksymalne: 1510/696



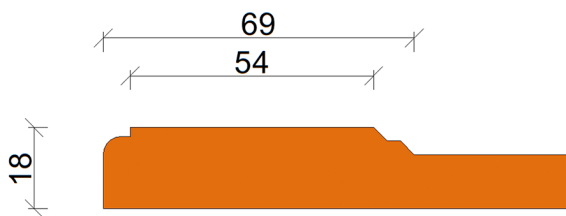

Front




Szufłada




Witryna




**FP1**


Wymiary minimalne: 190/190
Wymiary maksymalne: 1510/696

**FP3**

Wymiary minimalne: 713/190
Wymiary maksymalne: 2750/696

**FP2**

Wymiary minimalne: 520/190
Wymiary maksymalne: 2100/696

**SST**

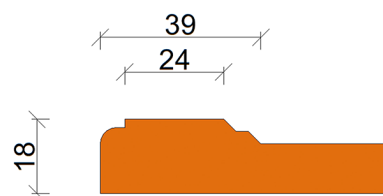
Wymiary minimalne: 190/246

**SWR***

Wymiary minimalne: 140/246


**SG**

Wymiary minimalne: 80/80




*przekrój ramiaków poziomych




**WBS**


Wymiary minimalne: 190/190
Wymiary maksymalne: 1510/696

**WK4**


Wymiary minimalne: 450/346
Wymiary maksymalne: 1510/696

**WK6**


Wymiary minimalne: 570/346
Wymiary maksymalne: 1510/696

**WK8**


Wymiary minimalne: 713/346
Wymiary maksymalne: 1510/696

**W2**


Wymiary minimalne: 450/246
Wymiary maksymalne: 1510/696

**W3**


Wymiary minimalne: 570/246
Wymiary maksymalne: 1510/696

**W4**


Wymiary minimalne: 713/246
Wymiary maksymalne: 1510/696



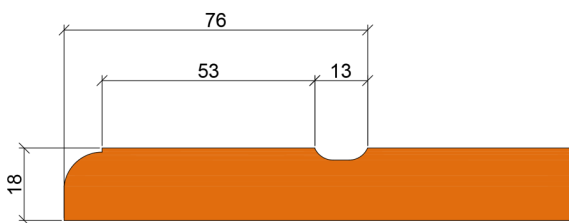

Front




Szuflada




Witryna






FP1

Wymiary minimalne: 190/190
Wymiary maksymalne: 1510/696



WBS

Wymiary minimalne: 190/190
Wymiary maksymalne: 1510/696



FP2

Wymiary minimalne: 520/190
Wymiary maksymalne: 2100/696



SST

Wymiary minimalne: 190/190



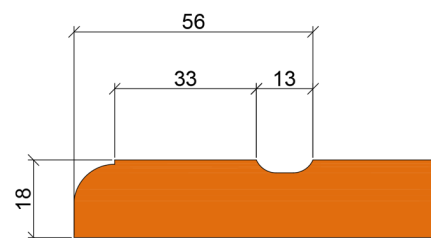
SWR

Wymiary minimalne: 140/140



SG

Wymiary minimalne: 80/80




*przekrój ramiaków poziomych

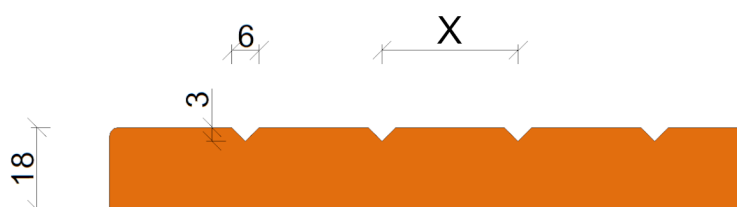




Front



Szuflada



X - dystans między nacięciami, określany przez klienta

*Wzór przechodzący między frontami

